




FEI Para Dressage Compensating Aids Guidelines



*Please note that all article numbers refer to the Para Dressage Rules 2023 and are subject to approval at the FEI General Assembly


Standard Compensating Aids	
<p>Standard Compensating Aids are aids or equipment, other than approved saddlery or equipment as outlined in the FEI Dressage Rules, which may be used by the athletes across all functional profiles. Standard compensating Aids are allowed to be used by all Athletes and <u>do not need to be noted on the FEI Masterlist</u>. (See FEI Para Dressage Rules article 8431 – 8432 and Annex IV for full details)</p>	
Compensating Aid	Photo/Information
<p>Salute with head only</p> <p>FEI Para Dressage Rules Article 8416.3</p>	<p>Description of Aid: The Athlete can salute with their head only.</p>
<p>Sitting or Rising Trot</p> <p>FEI Para Dressage Rules Annex IV</p>	<p>Description of Aid: All trot work may be executed sitting or rising.</p>
<p>Gloves</p> <p>FEI Para Dressage Rules Article 8427.7</p>	<p>Description of Aid: Gloves are optional</p>
<p>Stirrups</p> <p>FEI Para Dressage Rules Article 8431</p>	<p>Description of Aid: Stirrups used for competition must either be of English standard design or a Safety stirrup design. Design modifications for the English Standard design must retain the design feature of a flat tread for the foot, with two branches, and an eye at the top for the leather to run through. Design modifications for the safety stirrup must retain the design features that allows the foot to release easily in the event of a fall. Magnets used on the tread in either design must be of a width and strength to break loose easily in the event of a fall. Velcro is not allowed to secure the foot to the tread of the stirrup.</p>
<p>Spurs (not offset)</p> <p>FEI Para Dressage Rules Article 8427.10</p>	<div style="text-align: center;">  </div> <p>Description of Aid:</p>



	<p>Spurs are optional. <i>Offset spurs are a non-standard compensating aid.</i></p>
<p>Saddle (any type)</p> <p>FEI Para Dressage Rules Article 8431.1.1</p>	<p>Description of Aid: A well-fitting, well maintained saddle, suitable to the Horse and Athlete shall be used.</p> <p>Any modification or adaptation to a saddle are considered non-standard compensating aids and must be noted on the FEI Masterlist.</p>
<p>Soft Hand Hold</p> <p>FEI Para Dressage Rules Article 8431.3.1</p>	<div data-bbox="684 759 1163 1223" data-label="Image"> </div> <p>Purpose of Aid: To assist the Athlete to balance.</p> <p>Description of Aid: The hand hold must not be more than 30cm in length and no more than 10cm above the top of the pommel when held. It may be attached to the front of the saddle, in front of or above the pommel.</p>
<p>Breast plate and/or neck strap</p> <p>FEI Para Dressage Rules Article 8431.3.2</p>	<div data-bbox="580 1576 1257 1980" data-label="Image"> </div>




	<p>Purpose of Aid: To assist with balance all Athletes may use a neck strap as a hand hold. For this purpose a breast plate is also allowed.</p> <p>Description of Aid: A standard neck strap or breast plate</p>
<p>Deep Saddle</p> <p>FEI Para Dressage Rules Article 8431.1.1</p>	<div data-bbox="678 504 1321 929" data-label="Image"> </div> <p>Description of Aid: No saddle must be deeper in the seat than 12cm with the seat pressed down.</p>
<p>Elastic Bands on stirrups / Magnetic stirrups</p> <p>FEI Para Dressage Rules Article 8432.7.3</p>	<div data-bbox="603 1131 986 1422" data-label="Image"> </div> <div data-bbox="1002 1131 1407 1422" data-label="Image"> </div> <p>Purpose of Aid: For safety, an aid to help the Athlete to keep their foot in place on the stirrup</p> <p>Description of Aid: Elastics/magnets must be of a width and strength to break loose, Athlete must be able to fall free from the stirrup</p> <p>Not allowed: Velcro should not be used to fix the foot in the stirrup, instead the athlete should use rubber bands or magnets</p>



<p>Enclosed stirrups</p> <p>FEI Para Dressage Rules Article 8432.7.4</p>	
<p>1 whip</p> <p>FEI Para Dressage Rules Article 8432.4.1</p>	<p>Purpose of Aid: To prevent the possibility of the foot sliding through the stirrup</p> <p>Description of Aid: Stirrups may be closed at the front. Clips can also be used on the front of the stirrup.</p> <p>Not allowed: Only the front of the stirrup should be enclosed, not the back.</p>
<p>Joined rein</p> <p>FEI Para Dressage Rules Article 8432.5.2</p>	<p>Description of Aid: Maximum 120cm length, can be straight or curved, with no modifications. The measurement is a direct line from top of handle to the end of the tip, and not along the curve.</p>  <p>Purpose of Aid: For Athletes who are unable to grasp and manipulate two reins, to allow athletes the facility to ride with a double bridle</p> <p>Description of Aid: Joined reins must have a minimum of 30cm between the bit to the join in the rein. It must be formed into a single rein in the Athletes hand.</p> <p>Not allowed: The joined rein should not have the action of a rounding.</p>

<p>Elastic Rein Inserts</p> <p>FEI Para Dressage Rules Article 8432.5.1</p>	
<p>Knotted Reins/Rein stops</p> <p>FEI Para Dressage Rules Article 8432.5.6</p>	
<p>Purpose of Aid:</p>	<p>To diffuse tension in the rein and avoid intermittent pressure on the horses mouth.</p>
<p>Description of Aid:</p>	<p>An elastic insert in the rein, it should not touch the bit.</p>
<p>Not allowed:</p>	<p>The insert must be included in the rein as manufactured and must not be an attachment</p>
<p>Purpose of Aid:</p>	<p>To help with gripping the rein.</p>
<p>Description of Aid:</p>	<p>Each rein may have one tie/twist of the rein, no larger in height or width. Rein stops in the same number and size range are also allowed.</p>
<p>Not allowed:</p>	<p>More than one per rein or larger than one tie/twist of the rein would be considered a non-standard compensating aid.</p>

Profile-Specific Compensating Aids	
<p>Profile-specific compensating aids are aids or equipment, other than approved saddlery, which may be used by nominated profiles and <u>must be noted on the FEI Masterlist</u> following Classification evaluation. These are listed in the summary table of FEI Para Dressage Rules Annex IV. (See FEI Para Dressage Rules article 8431 - 8432 and Annex IV)</p>	
Compensating Aid	Photo/Information
<p>Raised Pommel or Cantle</p> <p>FEI Para Dressage Rules Annex IV</p>	Image: not available
	<p>Purpose of Aid: To provide additional stability to the trunk</p>
	<p>Description of Aid: The depth of the seat must be less than 12 cm. when pressed down (simulating a competitor sitting on the seat).Saddles must be used in their manufactured condition without any addition or adaptation to any part.</p>
	<p>Not allowed: Should not provide lateral support, any additional wings would be considered non-standard compensating aids.</p>
<p>Seat Saver</p> <p>FEI Para Dressage Rules Annex IV</p>	
	<p>Purpose of Aid: A gel pad/memory foam/ sheepskin seat saver is permitted, provided it is unobtrusive and matches the colour of the saddle and must be used in their manufactured condition without any addition or adaptation to any part.</p>
	<p>Description of Aid: Cushioned pad covering seat of saddle</p>
	<p>Not allowed: The seat saver must not be made of adhesive material</p>

<p>Hard Hand Hold</p> <p>FEI Para Dressage Rules Article 8432.3.3</p>	
<p>2 Whips</p>	<p>Purpose of Aid: To prevent loss of balance or to help regain balance</p> <p>Description of Aid: A hand hold made with a rigid material, with a maximum height of 10cm from pommel, and 30cm width (top of hand hold). The curve must allow at least 3cm from the Athletes trunk.</p> <p>Not allowed: Must not be used for either pelvis or trunk support. Any deviation in the sizing would be considered a non-standard compensating aid.</p> <p>Purpose of Aid: To assist leg aid</p> <p>Description of Aid: Maximum 120cm length, can be straight or curved, with no modifications. The measurement is a direct line from top of handle to the end of the tip, and not along the curve.</p> <p>Not allowed: Any modification or attachment to the whip would be considered a non-standard compensating aid.</p>
<p>Foot Reins</p> <p>FEI Para Dressage Rules Article 8432.5.3</p>	 <p>Purpose of Aid: To allow the athlete to have rein connection to the snaffle.</p> <p>Description of Aid: A rein connected from snaffle to stirrup or stirrup leather. Only may be attached to the snaffle</p> <p>Not allowed:</p>

	<p>This must not be attached to the Athletes foot or leg, so that the Athlete may fall free.</p>
<p>Looped Reins / Ladder Reins</p> <p>FEI Para Dressage Rules Article 8432.5.7</p>	<div style="display: flex; justify-content: space-around;">   </div> <p>Purpose of Aid: To allow Athletes to alter the length of the reins, and/or to maintain their hold on the rein in a specific place on the rein.</p> <p>Description of Aid: Looped reins can have a maximum of three loops on each rein, and ladder reins can have a maximum of three soft rungs between the reins. Loops must allow the hand or residual limb to pull free.</p> <p>Not allowed: The reins should not be attached to the athlete.</p>
<p>Connecting Rein Bar</p> <p>FEI Para Dressage Rules Article 8432.5.8</p>	<div style="text-align: center;">  </div> <p>Purpose of Aid: For Athletes who are riding with one upper limb, to allow them to use the both reins</p> <p>Description of Aid: A smooth, rounded, rigid bar connecting the two reins. The bar must be within the reins and must not extend wider than the reins. Maximum length of the bar is 30cm.</p>

<p>Reins through ring on saddle</p> <p>FEI Para Dressage Rules Article 8432.5.5</p>	
<p>Strap, Stirrup leather to girth</p> <p>FEI Para Dressage Rules Article 8432.6.4</p>	 <p>Purpose of Aid: To allow Athletes with short upper limbs to have smooth contact with the rein.</p> <p>Description of Aid: A ring attached to the D-ring of the saddle or breastplate that the rein runs through. Must allow a direct line from the bit to the riders hand or upper limb, and must not alter the angle to produce leverage on the rein. Where the rein passes through the ring, when measured vertically from the attachment, must be no less than 10cm and no more than 12cm from the Horse's wither. These rings must not be in a fixed position.</p> <p>Purpose of Aid: To help to stabilise the lower limb.</p> <p>Description of Aid: A strap from the stirrup leather to the girth. These must be used with safety stirrups so the Athlete can fall free. The strap must measure no less than 5cm from the girth to the stirrup leather, and may include Velcro to release.</p> <p>Not allowed: Use with closed stirrups, or fixing the leg so that it does not move.</p>

<p>Strap, Stirrup iron to girth</p> <p>FEI Para Dressage Rules Article 8432.6.4</p>	<div data-bbox="842 282 1136 678" data-label="Image"> </div> <p>Purpose of Aid: To stabilise the foot and lower limb</p> <p>Description of Aid: A strap from the stirrup iron to the girth. These must be used with safety stirrups so the Athlete can fall free. The strap must measure no less than 5cm from the girth to the stirrup leather, and may include Velcro to release.</p> <p>Not allowed: Use with closed stirrups, or fixing the leg so that it does not move.</p>
<p>No Stirrups</p> <p>FEI Para Dressage Rules Article 8432.7.2</p>	<p>Purpose of Aid: To help the Athlete with balance or for safety reasons.</p> <p>Description of Aid: The Athlete may ride without stirrups</p>
<p>Use of Sign Language</p> <p>FEI Para Dressage Rules Annex IV</p>	<p>Purpose of Aid: To communicate with Judges</p> <p>Description of Aid: An Athlete with hearing impairment may have a translator nearby to communicate with the Judges if needed.</p> <p>Not allowed: Communication with the Athlete while they are riding the test, other than in dangerous situations.</p>
<p>Caller(s)</p> <p>FEI Para Dressage Rules Article 8429.4.10</p>	<p>Purpose of Aid: Callers call the name of the letter to help Athlete with Vision Impairments know their placement in the arena.</p> <p>Description of Aid: Callers may only call the name of the letter(s). Only the lead caller may be in the centre of the arena and may not move around except for a safe distance to avoid the path of the Horse. All other callers to be placed around the outside of the Arena and may move between markers, but must not restrict the view of the Judges. Electronic callers may also be used.No more than four Human callers placed around the arena and</p>

	<p>one at X. Electronic callers may be placed at every letter. The OC must be notified in advance if electronic callers are being used, and the set-up must not affect the running of the competition nor cause disturbance to other athletes. They may use a headset with the athlete.</p>
	<p>Not allowed: Commanding the test or communicating with the athlete other than to call the letter.</p>
<p>Commander FEI Para Dressage Rules Article 8429.4</p>	<p>Purpose of Aid: Commanders read the instructions of the test, for Athletes who cannot remember the test.</p>
	<p>Description of Aid: Commanders read the instructions of the test. The commander is only allowed to read the test and is not allowed to give other instructions or comments. The test may be commanded in English or in the Athlete’s own language. They may read each movement once or twice only, from the official printed text version of the Test. They may use a headset with the athlete and an additional headset must be available for a steward.</p>
	<p>Not allowed: Carry a whip, or communicating with the athlete other than to read the test.</p>